

**DFJC, DFJD
(KTA 38 Series)
Generating Sets**



Parts Catalogue

Contents

Revision Record	6
Introduction	7
Ordering Parts	7
Part Identification Numbers	7
Ordering Procedure	7
Warranty	7
Revision Record Sheet	7
Main Component Options	10
Control Panel Options	10
Controller Mounting Options	10
Exciter/Voltage Regulator Options	11
Level 1 Control Options	11
Detector 12 Control Options	11
PCL Control Options	11
AVR Assembly Options	12
Alternator Options	12
Current Transformer Options	12
PCL	12
PCL/Detector 12	13
PCC	13
AC Control Harness Options	14
Engine Options	14
Engine Governor Options	14
Fuel Supply Options	14
Loose Items	14
Fuel System/Base Tank	15
Exhaust System Options	15
Enclosure Options	16
Engine Cooling Options	16
Genset Consumables	16
Alternator Heater Kit – 01SC013	
[Feature Code –A293 (240V)]	18
Engine Accessories	20
Oil Pressure Sensors (PCL/Level 1/Detector 12) – 02SC015 & 029/058 & 080/109	20
Oil Pressure Sensors (PCC) – 02SC008	21
Water Temperature Sensor (PCC/PCL/Level 1/Detector 12) – 02SC008/015/080/109	22
Engine Temperature Sensors (PCL/Level 1/Detector 12) – 02SC015 & 029/058/109	23
Switch, Low Engine Temperature (PCC/Detector 12) – 02SC008/109	24
Oil Temperature Sensor (PCC/PCL & Detector 12)– 02SC008/031 & 034	25
Air Cleaners – 03SC042/058 (Heavy Duty/Normal Duty)	
[Feature Code –D036 (Heavy Duty)/D041 (Normal Duty)]	26
Battery 24V – 05SC022/043 (Export/UK)	
[Feature Code – KPB02 (Export)/KPB05 (UK)]	28

Contents (Continued)

Battery Tray & Leads/Battery Leads – 05SC018/058	
[Feature Code – KPB01]	29
Battery Tray & Leads – 05SC018	29
Battery Leads - 05SC058	30
Ni-Cad Battery Leads 05SC038	32
Switch, Low Coolant Level – 06SC024	
[Feature Code – Shutdown H389/Warning H527]	34
Emergency Stop	
[Feature Code – K796]	36
PCL 001/002	36
Detector 12	37
PCC	38
Engine Coolant Heater – 09SC008 (240V)	
[Feature Code –H074 (240V)]	40
Sump Drain Tap – 10SC002	42
Sump Drain Pump– 10SC012	
[Feature Code – H520]	43
Coolant Drain Tap – 11SC167	44
Engine Cooling	
[Feature Code – E082 (40°C)/E074 (50°C)]	45
Radiators - 11SC152/153/156/157/158	45
Remote Cooling (No Radiator)/Plate Heat Exchanger - 11SC201/206	46
Fuel Water Separator – 15SC028	
[Feature Code – C127]	48
Fuel-Transfer Hand Pump – 16SC001	
[Feature Code – C161]	49
Fuel Tank Fittings – 17SC018	50
Earth Lead (Alternator to Bedframe) – 20SC071/072 (HC6/HC7)	51
Bedframe & AV Mounts – 25SC069/312 (HC6/HC7)	52
Base Fuel Tank – 25SC073 [
Feature Code – C179]	53
Ni-Cad Batteries & Stand – 31SC008 (Export)/31SC015 (UK)	
[Feature Code – KPB03 (Export)/KPB04 (UK)]	54

Contents (Continued)

Fuel-Transfer Hand Pump – 42SC001 [Feature Code – KFT07]	56
Free-Standing Fuel Tank – 43SC001/002/003 [Feature Code – KFT01/02/03]	58
PCL Control Panel – 80SC192/194 (50/60Hz) [Feature Code – H576 (50 Hz)/H577 (60 Hz)]	60
Detector 12 Control Panel – 433169 thru 433173 [Feature Code – H559]	65
PCC Control Panel – 03005127 (ISO Symbols)/03004305 (English Text) [Feature Code – H578 (Single)/H579 & H580 (Paralleling)]	67
Battery Charger –85SC010/025 (Lead Acid)/85SC012/027 (Ni-Cad) [Feature Code – KBC01/02 (Lead Acid)/KBC03/04 (Ni-Cad)]	69
Recommended Spare Parts Holding	71
Recommended Spare Parts for Periodic Servicing	73
PCL Modules	73
250/500 Hour Service	74
1000 Hour Service	75
3000 Hour Service	77
6000 Hour Service	79

Note: Refer to the applicable Vendor Parts Catalogue for spare parts information for the Control Panels in this Parts Catalogue.

Main Component Options



Control Panel Options

Item No.	Description	Qty	Feature Code
1	Set Control – None Level 1	1	KN99
1	Set Control – Detector 12 with AC Meters	1	H559
1	PCL 001 Local Start	1	H576
1	PCL 002 Local/Remote Start	1	H577
1	ISO PowerCommand™ Basic	1	H578
1	ISO PowerCommand™ Paralleling	1	H579
1	ISO PowerCommand™ Paralleling, Upgradeable	1	H580

Note: Option B184 and A387 are necessary with all PowerCommand™ control panels.

Controller Mounting Options

Item No.	Description	Feature Code
-	End Mounted	KCM01
-	Left Side Mounted	KCM02
-	Right Side Mounted	KCM03

Exciter/Voltage Regulator Options

Item No.	Description	Feature Code
-	PMG 3 Phase Sensing	B184
-	Torque Match (N/A with Options H559, H578, H579, H580)	B240
-	Transformer Controlled (Available with Option KN98 only)	RFQ

Level 1 Control Options

Item No.	Description	Feature Code
-	Compensator, Droop	K611
-	Controller, VAR/PF	K940
-	Alternator RTDs + Controller	B224
-	Power Factor Controller, 650A-1300A @ 400V	01SC059
-	Power Factor Controller, 1000A-5000A @ 400V	01SC060
-	Engine Wired to Set-mounted Terminal Box complete with OPG & ETG	KP01

Detector 12 Control Options

Item No.	Description	Feature Code
-	Alarm, Audible Engine Shutdown	KA08
-	Warning, Low Battery Voltage	H543
-	Relays, One Auxiliary 3PDT, 12 Remote Annunciator	KJ03
-	Compensator, Droop	K611
-	Time Delay, Start/Stop	K634
-	Power Factor Meter	K264
-	Emergency Stop Push-switch	K796

PCL Control Options

Item No.	Description	Feature Code
-	Alarm, Audible Common Alarm	KN54
-	Alternator Volts Adjust	K270
-	Relay, Common Alarm 2PDT	KN55
-	Relay, Set Running (Ready to Load/Load Transfer) 2PDT	KN56
-	Power Factor Meter	K264
-	Warning, Low Battery Voltage	H543
-	Warning, Low Fuel Level (Requires Option C148)	H595
-	Warning, High Fuel Level (Requires Option C148)	H596
-	Shutdown, Earth Fault, Single Set	H589
-	Shutdown, Low Fuel Level (Requires Option C157)	H573

AVR Assembly Options

Item No.	Part Number	Description	Qty	Feature Code
-	E00024602	SX460 AVR (No PMG)	1	Detector 12
-	E00024030	SX440 AVR (No PMG)	1	PCL
-	E00023212	MX321 AVR (PMG Excited)	1	
-	098303	AVR Harness, SX460	1	Detector 12
-	098259	AVR Harness, SX440	1	PCL
-	098238	AVR Harness, MX 321	1	PCL
-	098302	AVR Harness, MX 321	1	Detector 12
-	098262	AVR Harness, MX 321, HC7 380-440V only	1	

Alternator Options

Item No.	Part Number	Description	Qty	Remarks
2	BRGSE603	Alternator (HC6J)	1	
2	BRGSE604	Alternator (HC6K)	1	
2	BRGSE701	Alternator (HC7E, 380 – 440V only)	1	
2	BRGSE709	Alternator, Left Hand Load Cable Entry (HC7E, 380 – 440V only)	1	
2	BRGSE607	Alternator (HC6J, High Alt Temp)	1	
2	BRGSE608	Alternator (HC6K, High Alt Temp)	1	
2	BRGSE704	Alternator (HC7E, High Alt Temp, 380 – 440V only)	1	
2	BRGSE713	Alternator, Left Hand Load Cable Entry (HC7E, High Alt Temp, 380 – 440V only)	1	

Current Transformer Options

PCL

Item No.	Part Number	Description	Qty	Feature Code
-	87SC114	Current Transformers (0-75A, 0-150A)	1	
-	87SC115	Current Transformers (0-100A, 0-200A)	1	
-	87SC116	Current Transformers (0-150A, 0-300A)	1	
-	87SC117	Current Transformers (0-200A, 0-400A)	1	
-	87SC118	Current Transformers (0-250A, 0-500A)	1	

PCL/Detector 12

Item No.	Part Number	Description	Qty	Feature Code
-	87SC119	Current Transformers (0-375A, 0-750A)	1	
-	87SC120	Current Transformers (0-400A, 0-800A)	1	
-	87SC121	Current Transformers (0-500A, 0-1000A)	1	
-	87SC122	Current Transformers (0-600A, 0-1200A)	1	
-	87SC123	Current Transformers (0-750A, 0-1500A)	1	
-	87SC124	Current Transformers (0-1000A, 0-2000A)	1	
-	87SC125	Current Transformers (0-1500A, 0-3000A)		
-	87SC126	Current Transformers (0-2000A, 0-4000A)		
-	87SC127	Current Transformers (0-3000A, 0-6000A)	1	

PCC

Item No.	Part Number	Description	Qty	Feature Code
-	87SC094	Current Transformers, DFAA, DQAA	1	
-	87SC095	Current Transformers, DFAB	1	
-	87SC096	Current Transformers, DFAC, DQAB	1	
-	87SC097	Current Transformers, DFBF	1	
-	87SC098	Current Transformers, DFCE, DQBA	1	
-	87SC099	Current Transformers, DFCC, DQBB	1	
-	87SC100	Current Transformers, DFCE, DFEB	1	
-	87SC101	Current Transformers, DFEC	1	
-	87SC086	Current Transformers, DFED, DFGA	1	
-	87SC087	Current Transformers, DFGB	1	
-	87SC088	Current Transformers, DFJC	1	
-	87SC089	Current Transformers, DFJD	1	
-	87SC090	Current Transformers, DFLB	1	
-	87SC091	Current Transformers, DFLC	1	
-	87SC092	Current Transformers, DFLD	1	
-	87SC093	Current Transformers, DFMB, DFLE, DFLF	1	
-	87SC139	Current Transformers, DFGD	1	

AC Control Harness Options

Item No.	Part Number	Description	Qty	Feature Code
-	098320	AC Control Harness, HC6, HC7 190-220V	1	
-	098243	AC Control Harness, HC7 380-440V only	1	

Engine Options

Item No.	Part Number	Description	Qty	Feature Code
3	07SE815	Engine (G3 - 50 Hz)	1	
3	07SE816	Engine (G3 - 60 Hz)	1	
3	07SE817	Engine (G4 - 60 Hz)	1	
3	07SE818	Engine (G5 - 50 Hz)	1	
-	03383346	Engine Harness	1	PCL, Detector 12
-	03383340	Engine Harness	1	PCC

Engine Governor Options

Item No.	Description	Qty	Feature Code
08SC003	Electronic Governor, PCL	1	STD16
08SC016	Electronic Governor, Detector 12	1	STD12

Fuel Supply Options

Loose Items

Item No.	Part Number	Description	Qty	Feature Code
-	43SC001	Single-skin, 450 litre	1	KFT01
-	43SC002	Single-skin, 900 litre	1	KFT02
-	43SC003	Single-skin, 1350 litre	1	KFT03
-	42SC021	Switch, High/Low Warning + Low Shutdown + Electric Fuel Transfer	1	KFT04
-	42SC014	Electric Fuel Transfer Pump, 380-440V, 50 Hz, 3 Phase, 3 Wire (Option KFT04 necessary)	1	KFT05
-	42SC012	Electric Fuel Transfer Pump, 440V, 60 Hz, 3 Phase, 3 Wire (Option KFT04 necessary)	1	KFT06
-	42SC001	Pump, Fuel Transfer, Hand	1	KFT07

Fuel System/Base Tank

Item No.	Part Number	Description	Qty	Feature Code
2	25SC073	Base Fuel Tank, Open Set, Sub-base, Single-skin (Open Set)	1	C179
-	17SC018	Fuel Tank Fittings	1	
-	15SC028	Fuel/Water Separator, Open Set		C127
-	16SC021	Switch, High/Low Fuel Level Warning	1	C148
-	16SC033	Switch, Low Fuel Level Shutdown, Open Set	1	C157
-	16SC034	Switch, Low Fuel Level Shutdown, Enclosed Set	1	C157
-	16SC011	Switch. Electric Fuel Transfer	1	KFT08
-	42SC014	Electric Pump, Fuel Transfer, 380-440V, 50 Hz, 3 Phase, 3 Wire (Option KFT08 necessary)	1	KFT09
-	42SC012	Electric Pump, Fuel Transfer, 440V, 60 Hz, 3 Phase, 3 Wire (Option KFT08 necessary)	1	KFT10
-	16SC001	Hand Pump, Fuel Transfer, Open set	1	C161

Exhaust System Options

Item No.	Part Number	Description	Qty	Feature Code
-	38SC105	Industrial Silencer – In-line Entry/Exit, G3	1	KEX01
-	38SC106	Industrial Silencer – Side Entry, G3	1	KEX02
-	38SC107	Residential Silencer – In-line Entry/Exit, G3		KEX03
-	38SC108	Residential Silencer – Side Entry, G3	1	KEX04
-	38SC109	Industrial Silencer – In-line Entry/Exit, G4/G5	1	KEX01
-	38SC110	Industrial Silencer – Side Entry, G4/G5	1	KEX02
-	38SC111	Residential Silencer – In-line Entry/Exit, G4/G5	1	KEX03
-	38SC112	Residential Silencer – Side Entry, G4/G5	1	KEX04
-	38SC130	Exhaust Flex, G3	1	KEX05
-	38SC131	Exhaust Flex, G4 /G5	1	KEX05
-	38SC120	Exhaust Bellows, G3	1	KEX06
-	38SC121	Exhaust Bellows, G4 /G5	1	KEX06
-	38SC142	Exhaust System Fixing Kit, G3	1	KEX07
-	38SC141	Exhaust System Fixing Kit, G4/G5	1	KEX07

Enclosure Options

Item No.	Part Number	Description	Qty	Feature Code
-	-	Silenced	1	RFQ
-	-	Super Silenced	1	RFQ

Note:

1. Enclosures are not available with Level 1 build gensets (Option KN98).
2. Options E074 and KCM02 are necessary with all Enclosures.

Engine Cooling Options


Item No.	Part Number	Description	Qty	Feature Code
4	11SC152	Radiator, 40 ^o C, (G3/G5 – 50/60 Hz)	1	E082
4	11SC153	Radiator, 40 ^o C, (G4 - 60 Hz)	1	E082
4	11SC156	Radiator, 50 ^o C, (G3 – 50/60 Hz)	1	E074
4	11SC157	Radiator, 50 ^o C, (G4 - 60 Hz)	1	E074
4	11SC158	Radiator, 50 ^o C, (G5 - 50 Hz)	1	E074
-	11SC201	Remote Cooling (No Radiator)	1	E043
-	11SC206	Plate Heat Exchanger	1	E079

Genset Consumables

Item No.	Part Number	Description	Qty	Feature Code
-	069004	Cummins Engine Toolkit	1	KME01
-	RSK6001	Rectifier Service Kit	1	
-	3171732	Alternator Belt	1	
-	3003343	Fan Belt	1	
-	FF 202	Fuel Filter	2	
-	LF 670	Oil Filter	2	
-	LF 777	Oil Filter Bypass	1	
-	WF 2076	Water Filter	1	

Intentionally Left Blank

Alternator Heater Kit – 01SC013 [Feature Code –A293 (240V)]




Item No.	Part Number	Description	Qty	Remarks
1	405509	Fuse Terminal Block	1	
2	001098	Alternator Heater Kit, 240V	1	
-	405501	2 Amp Cartridge Fuse (In Heater Control Box)	1	

Note: Engine Coolant Heater 09SC008 (240V) is necessary with this option.

Intentionally Left Blank


Engine Accessories

Oil Pressure Sensors (PCL/Level 1/Detector 12) – 02SC015 & 029/058 & 080/109



Oilpress.jpg


Item No.	Part Number	Description	Qty	Remarks
1	01930448	Sender, Oil Pressure	1	02SC015/080/109
-	0309064103	Switch, Low Oil Pressure	1	02SC015/058/109
-	0309064107	Switch, Pre-Low Oil Pressure	1	02SC029/109
Ancillary/Attaching Parts				
-	03322634	Clamp J	6	02SC015/109
-	05050019	Reducer, $\frac{3}{8}$ " - $\frac{1}{2}$ "	1	02SC029
-	05050019	Reducer, $\frac{3}{8}$ " - $\frac{1}{2}$ "	2	02SC109
-	05050131	Reducer, $\frac{3}{4}$ " - $\frac{3}{8}$ "	2	02SC015/058/109
-	05050007	Bush, Reducer, $\frac{1}{4}$ " - $\frac{1}{8}$ "	1	02SC015/029/080
-	05050007	Bush, Reducer, $\frac{1}{4}$ " - $\frac{1}{8}$ "	2	02SC109
-	08560010	Washer, $\frac{3}{8}$ "	1	02SC015/109
-	505021	Tube Bundy $\frac{1}{4}$ "	1	02SC080

Engine Accessories (Continued)
Oil Pressure Sensors (PCC) – 02SC008


Item No.	Part Number	Description	Qty	Remarks
1	01930444	Sender, Oil Pressure	1	
Ancillary/Attaching Parts (PCC)				
-	01510411	Mag Pick-up DYNT.10200	1	
-	03322634	Clamp J	3	
-	05050019	Reducer, $\frac{3}{8}$ " x $\frac{1}{2}$ "	3	
-	05050007	Bush, Reducer, $\frac{1}{4}$ " x $\frac{1}{8}$ "	1	
-	08500050	Washer - LK, $\frac{3}{8}$ "	1	
-	08000061	Screw, HHC, $\frac{3}{8}$ " – 16 x 3.75	1	
-	001146	Bracket Terminal block	1	

Engine Accessories (Continued)


Water Temperature Sensor (PCC/PCL/Level 1/Detector 12) – 02SC008/015/080/109



Item No.	Part Number	Description	Qty	Remarks
1	0193044701	Sender, Water Temperature	1	02SC015/080/109
1	01930432	Sender, Water Temperature	1	02SC008

Engine Accessories (Continued)


Engine Temperature Sensors (PCL/Level 1/Detector 12) – 02SC015 & 029/058/109




Item No.	Part Number	Description	Qty	Remarks
1	03090576	Thermostat, High Engine Temperature	2	02SC015/058/109
-	0309065102	Thermostat, Pre-High Engine Temperature	1	02SC029/109

Engine Accessories (Continued)

Switch, Low Engine Temperature (PCC/Detector 12) – 02SC008/109




Item No.	Part Number	Description	Qty	Remarks
1	03090269	Switch, Low Engine Temperature (LET)	1	

Engine Accessories (Continued)
Oil Temperature Sensor (PCC/PCL & Detector 12)– 02SC008/031 & 034


Item No.	Part Number	Description	Qty	Remarks
1	01930388	Sender, Oil Temperature	1	02SC031
1	019456	Sender/Switch, Oil Temperature	1	02SC034
1	01930432	Sender, Oil Temperature	1	02SC008
2	05050151	Reducer, 1/2" x 1/8" NPT	1	02SC031/034

Air Cleaners – 03SC042/058 (Heavy Duty/Normal Duty) [Feature Code –D036 (Heavy Duty)/D041 (Normal Duty)]



Item No.	Part Number	Description	Qty	Remarks
1	009581	Air Cleaner Kit (Normal Duty) – 03SC058	1	
	• 009857	• Air Cleaner		
	• AF25278	• Standard Element	2	
1	009499	Air Cleaner Kit (Heavy Duty) – 03SC042	2	
	• P18-2040	• Main Element	2	
	• P11-7781	• Safety Element	2	
	• AF899M	• Main Element (Fleetguard Alternative)	2	
	• AF880	• Safety Element (Fleetguard Alternative)	2	
	• AAH77-0068	• Band	2	
	• GAH00-1053	• Rain Cap	2	
2	009577	Mounting Plate	1	03SC058
2	009493	Mounting Plate	1	03SC042
3	009492	Angle, Air Cleaner MIG	2	03SC042
4	009580	Support Plate	1	03SC058
4	009497	Support Plate	1	03SC042
5	009578	Side Support LH	1	03SC058
5	009494	Side Support LH	1	03SC042

Air Cleaners (Continued)


Item No.	Part Number	Description	Qty	Remarks
6	009579	Side Support RH	1	03SC058
6	009495	Side Support RH	1	03SC042
7	009498	Tube Assembly, Air Inlet	2	03SC042
7	009575	Induction Tube, 6" x 350 mm	1	03SC058
8	009576	Induction Tube, 6" x 355 mm	1	03SC058
9	009515	Heat Shield, Hose Insulation	2	
10	RBX00-2252	Air Restriction Indicator	2	

Battery 24V – 05SC022/043 (Export/UK)
 [Feature Code – KPB02 (Export)/KPB05 (UK)]



Item No.	Part Number	Description	Qty	Remarks
1	052045	Lead Acid Battery - Dry (Export)	4	Requires KPB01
1	052198	Lead Acid Battery – Charged (UK only)	4	Requires KPB01

Battery Tray & Leads/Battery Leads – 05SC018/058 [Feature Code – KPB01]



Battery Tray & Leads – 05SC018

Item No.	Part Number	Description	Qty	Remarks
1	011262	Battery Lead (+VE)	1	Not Shown
2	011277	Battery Lead (+VE)	1	Not Shown
3	035090	Battery Clamp	1	
4	035095	Clamp Bolt	2	
5	715250	M8 Steel Wing Nuts	2	
6	035105	Battery Tray	1	
7	011261	Battery Lead (-VE)	1	Not Shown
8	011278	Battery Lead (-VE)	1	Not Shown
9	011250	Battery Link	2	
10	427561	Battery Boot, Copper Link	2	
11	427559	Battery Boot, Double Outlet	6	
12	427560	Battery Boot, Single Outlet	2	
13	418520	Battery Terminal, On Line	4	
14	418521	Battery Terminal, On Line	4	
15	011281	STR/STR - STR/Earth Lead (-VE)	2	
16	011282	STR/SOL – STR/SOL Lead OIS	1	

Battery Tray & Leads/Battery Leads (Continued)
Battery Leads - 05SC058

Item No.	Part Number	Description	Qty	Remarks
1	011262	Battery Lead (+VE)	1	Not Shown
2	011363	Battery Lead (+VE), Long	1	Not Shown
7	011261	Battery Lead (-VE)	1	Not Shown
8	011364	Battery Lead (-VE), Long	1	Not Shown
9	011250	Battery Link	2	
10	427561	Battery Boot, Copper Link	2	
11	427559	Battery Boot, Double Outlet	6	
12	427560	Battery Boot, Single Outlet	2	
13	418520	Battery Terminal, On Line	4	
14	418521	Battery Terminal, On Line	4	
15	011281	STR/STR - STR/Earth Lead (-VE)	2	
16	011282	STR/SOL – STR/SOL Lead OIS	1	

Intentionally Left Blank


Ni-Cad Battery Leads 05SC038



Item No.	Part Number	Description	Qty	Remarks
1	011238	Copper Connector	2	
2	011270	Battery Lead, +ve	1	
3	011271	Battery Lead, -ve	1	
-	011281	STR/STR - STR/Earth Lead (-VE)	2	
-	011282	STR/SOL – STR/SOL Lead OIS	1	
-	427559	Battery Boot, Double Outlet	4	
-	558202	Cable, 25 mm ²	2	

Intentionally Left Blank

Switch, Low Coolant Level – 06SC024
[Feature Code – Shutdown H389/Warning H527]



Item No.	Part Number	Description	Qty	Remarks
1	019464	Switch, Low Coolant S35/01	1	

Intentionally Left Blank

Emergency Stop [Feature Code – K796]

PCL 001/002



Item No.	Part Number	Description	Qty	Remarks
2	413080	Emergency Stop Push-switch	2	
-	082657	Label, Emergency Stop	2	
-	706187	M4 x 12 mm Steel Cheesehead Screw	8	
-	715007	M4 Nut, Steel, Normal Series	8	
-	716007	M4 Plain Washer, Thick, Steel, Form A	8	
-	716367	M4 Steel Spring Washer, Single-coil	8	

Emergency Stop (Continued)

Detector 12



Item No.	Part Number	Description	Qty	Remarks
1	413050	Emergency Stop Push-switch	2	Not Shown
-	082657	Label, Emergency Stop	2	
-	706187	M4 x 12 mm Steel Cheesehead Screw	8	
-	715007	M4 Nut, Steel, Normal Series	8	
-	716007	M4 Plain Washer, Thick, Steel, Form A	8	
-	716367	M4 Steel Spring Washer, Single-coil	8	

Emergency Stop (Continued)


PCC



Item No.	Part Number	Description	Qty	Remarks
1	413050	Emergency Stop Push-switch	2	
-	082657	Label, Emergency Stop	2	
-	706187	M4 x 12 mm Steel Cheesehead Screw	8	
-	715007	M4 Nut, Steel, Normal Series	8	
-	716007	M4 Plain Washer, Thick, Steel, Form A	8	
-	716367	M4 Steel Spring Washer, Single-coil	8	

Intentionally Left Blank

Engine Coolant Heater – 09SC008 (240V) [Feature Code –H074 (240V)]




Item No.	Part Number	Description	Qty	Remarks
1	010156	Heater Hose Connection	2	
2	023126	High Temp Steam Hose 1" Bore	1.8 M	
3	010167	Heater Support	2	
4	010111	Coolant Tank Heater 2kW, 240V	2	
Ancillary/Attaching Parts				
-	023125	Hose Rated at 100° C	1.6 M	
-	049001	Clip	4	
-	049118	Hose Clip size 1x	4	
-	050861	1 ¹ / ₄ " NPT x 1" NPT Hex Nipple	2	
-	010158	1 ¹ / ₂ "NPT x 16 I/D Hose Connector	2	
-	010159	1" NPT x 16 I/D Hose Connector	2	
-	010160	1" NPT x 25 I/D Hose Connector	4	
-	010112	Thermostat	2	
-	050418	1" BSP Elbow, Female Threads, 90°	4	

Note: The 2A fuse from the Alternator Heater Kit 01SC013 (240V) is installed in the Heater Control Box.


Intentionally Left Blank

Sump Drain Tap – 10SC002




Item No.	Part Number	Description	Qty	Remarks
1	050695	Oil Sump Drain Valve	1	
2	023048	³ / ₄ " Bore Fuel Hose	1m	

Sump Drain Pump- 10SC012 [Feature Code – H520]




Item No.	Part Number	Description	Qty	Remarks
1	050220	1/2" BSP Elbow, M/F	2	
2	050105	Semi-rotary Hand Pump, 1/2" BSF	1	
3	046385	Pump Bracket	1	
4	050219	Hose Connection	2	
-	023048	3/4" Bore Fuel Hose	0.5 M	Not Shown
-	049001	Clip	2	Not Shown

Coolant Drain Tap – 11SC167



Item No.	Part Number	Description	Qty	Remarks
1	050141	½" BSP Brass Draw-off Plug	1	
-	050179	½" BSP Nipple	1	
-	050334	½" BSP Socket – BS 1740	1	

Engine Cooling [Feature Code – E082 (40°C)/E074 (50°C)]



Radiators - 11SC152/153/156/157/158

Item No.	Part Number	Description	Qty	Remarks
1	037568	Radiator Bearward 55703.801, 40° C (50/60 Hz – G3/G5, 60 Hz – G4)	1	11SC152 - G3/G5, 11SC153 - G4
1	037610	Radiator Bearward 55705.580, 50° C (50/60 Hz – G3)	1	11SC156
1	037557	Radiator Bearward 55705.801, 50° C (60 Hz – G4, 50 Hz – G5)	1	11SC157 – G4, 11SC158 – G5
-	023031	L.P. Hose ¼" Bore, Type 1525-4	2	
-	031815	Radiator Bearer Assembly	1	11SC152/153
-	031810	Radiator Bearer Assembly	1	11SC156/157/158
-	050259	Adaptor ¼" NPT, ¼" BSP, M/M	2	
-	050261	¼" BSP Female Fitting	2	

Engine Cooling (Continued)

Remote Cooling (No Radiator)/Plate Heat Exchanger - 11SC201/206

Item No.	Part Number	Description	Qty	Remarks
-	0303200	Plate Heat Exchanger Bearer	1	11SC206
-	037668	Plate Heat Exchanger Assembly Kit	1	11SC206
-	0402043	Bracket (Damper Guard)	1	
-	0402047	Bracket (Damper Guard)	2	
-	0402048	Bracket (Damper Guard)	1	
-	0402049	Bracket (Damper Guard)	1	
-	0402059	Bracket (Damper Guard)	1	
	047638	Guard Damper	1	
-	047639	Guard Charge Alt	1	
-	049001	Clip	2	11SC206
-	049076	T-Bolt Clamp, 5"	4	11SC206
-	049077	T-Bolt Latch Clamp	6	11SC206
-	050141	½" BSP Brass Draw Off Plug	1	11SC206


Intentionally Left Blank

Fuel Water Separator – 15SC028 [Feature Code – C127]



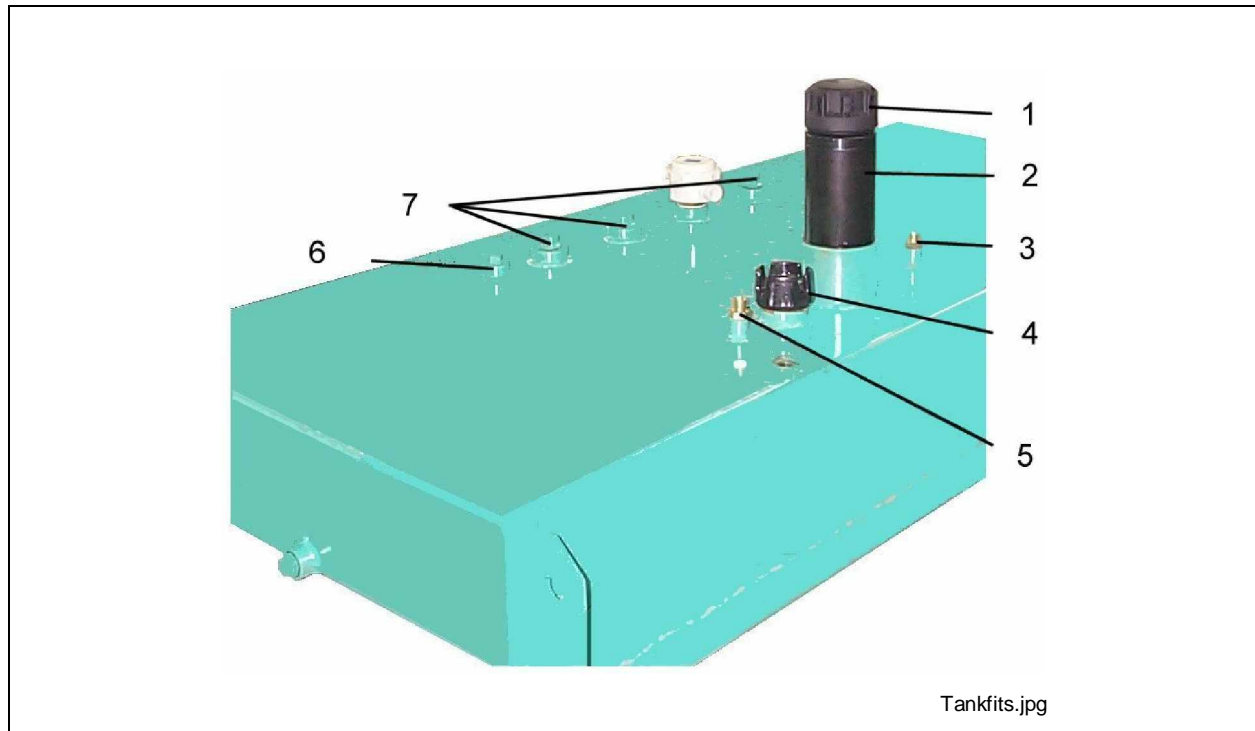
Item No.	Part Number	Description	Qty	Remarks
1	019339	Fuel/Water Separator Bracket	1	
2	006173	Fuel/Water Separator	1	
3	019336	Hose Pipe Assembly, Supply	1	
4	050108	Adaptor Reducing, 3/4" - 1/2" BSP MS	2	

Fuel-Transfer Hand Pump – 16SC001 [Feature Code – C161]




Item No.	Part Number	Description	Qty	Remarks
1	050171	1" BSP Gunmetal Hose Connector	1	
2	046443	Hand Pump Support Bracket	1	
3	050001	Rotary Hand Pump	1	
4	050227	Hose Connection	2	
5	050362	Elbow 90°, ¾" BSP M/F	2	
-	023046	1" Bore x 1/8" Thick Wall PVC Tube	3	Not Shown
-	049001	Clip	3	Not Shown

Fuel Tank Fittings – 17SC018



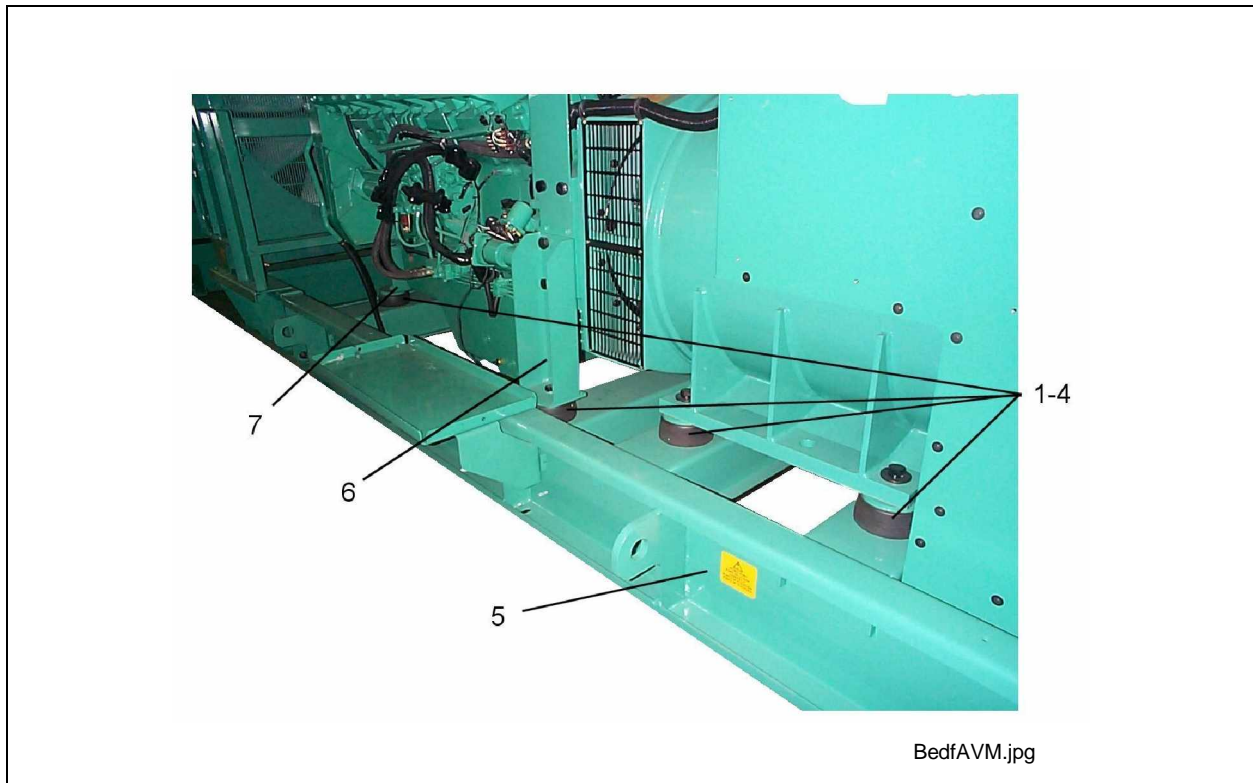
Item No.	Part Number	Description	Qty	Remarks
1	046438	Filler Cap	1	
2	046437	Filler Tube	1	
3	050010	$\frac{3}{4}$ " BSP Steel Union M	1	
4	019332	Fuel Contents Gauge, Spiral	1	
5	050302	$\frac{3}{4}$ " – $\frac{5}{8}$ " BSP Reducer	1	
6	050195	$\frac{3}{4}$ " BSP Tapered Plug	3	
7	050173	1" BSP Gunmetal Plug	4	
-	011289	Earth Lead (Base Tank to Bed frame)	1	Not Shown

Earth Lead (Alternator to Bedframe) – 20SC071/072 (HC6/HC7)




Item No.	Part Number	Description	Qty	Remarks
1	011305	Earth Lead, 240 mm ² -Obsolescent	1	20SC071
1	011307	Earth Lead, 240 mm ² -Obsolescent	1	20SC072
-	011348	Earth Lead, 100 mm ² Braid	4	

Bedframe & AV Mounts – 25SC069/312 (HC6/HC7)



Item No.	Part Number	Description	Qty	Remarks
1	027130	Resilient Mounts, P5/4MF	2	
2	027131	Resilient Mounts, P5/2MF	2	
3	027133	Resilient Mounts, P5/5MF	2	25SC069
3	027133	Resilient Mounts, P5/5MF	4	25SC312
4	027136	Resilient Mounts, P5/3MF	2	25SC069
5	0302923	Bedframe HC6	6	25SC069
5	0303045	Bedframe HC7	1	25SC312
6	031724	Engine Foot, Front	1	
7	031725	Engine Foot, Rear	2	

Base Fuel Tank – 25SC073
 [Feature Code – C179]



Item No.	Part Number	Description	Qty	Remarks
1	0302920	Base Tank	1	

Ni-Cad Batteries & Stand – 31SC008 (Export)/31SC015 (UK)
 [Feature Code – KPB03 (Export)/KPB04 (UK)]



Item No.	Part Number	Description	Qty	Remarks
1	052223	Ni-Cad Batteries (Dry) and Stand (Export)	1	
1	052208	Ni-Cad Batteries (Charged) and Stand (UK only)	1	

Note: Ni-Cad batteries are available in 9 and 19 cell units.

Intentionally Left Blank

Fuel-Transfer Hand Pump – 42SC001 [Feature Code – KFT07]



Item No.	Part Number	Description	Qty	Remarks
1	023046	1" Bore x $\frac{1}{8}$ " Thick Wall PVC Tube	3	
2	049001	Clip	3	
3	050001	Rotary Hand Pump	1	
4	050227	Hose Connection	3	
5	050362	Elbow 90 ^o , $\frac{3}{4}$ " BSP M/F	2	

Intentionally Left Blank

Free-Standing Fuel Tank – 43SC001/002/003 [Feature Code – KFT01/02/03]




Item No.	Part Number	Description	Qty	Remarks
1	046438	Filler Cap	1	
2	046321	Fuel Tank, 450 litre	1	KFT01
2	046322	Fuel Tank, 900 litre (Standard)	1	KFT02
2	046323	Fuel Tank, 1350 litre	1	KFT03
3	033057	Tank Stand Frame	2	
4	033058	Spreader, 450 litre	2	KFT01
4	033059	Spreader, 900 litre	2	KFT02
4	033060	Spreader, 1350 litre	2	KFT03

Free-Standing Fuel Tank (Continued)

Item No.	Part Number	Description	Qty	Remarks
5	033061	Stay, 450 litre	2	KFT01
5	033062	Stay, 900 litre	2	KFT02
5	033063	Stay, 1350 litre	2	KFT03
6	019001	Fuel Contents Gauge	1	
Ancillary/Attaching Parts				
-	046210	Gasket	1	
-	046439	Filler Plate	1	
-	050122	1/2" BSP Plug, M.I.M.S or W	1	
-	050173	1" BSP Gunmetal Plug	2	
-	050192	3/4" Gate Valve Taper	1	
-	050195	3/4" BSP Tapered Plug	1	
-	050196	3/4" BSP Nipple	1	
-	050361	1 1/2" BSP Taper Plug M/Iron	1	

PCL 001/002 Control Panel – 80SC192/194 (50/60Hz) [Feature Code – H576 (50 Hz)/H577 (60 Hz)]



Item No.	Part Number	Description	Qty	Remarks
1	81SC037	PCL-001 Key Start Module	1	H576
-	• 427563	• Cover	1	
-	• 989416	• Module PCB, Key Start	1	
-	• 433146	• PCL 001 Key Start	1	
1	81SC038	PCL-002 Auto Start Module	1	H577
-	• 427564	• Cover	1	
-	• 989417	• Module PCB, Key Start	1	
-	• 433147	• PCL 001 Key Start	1	
2	409550	AC Ammeter	3	
3	0811822	Standard Control Panel	1	
	• 0811824	Control Panel Door Assembly	1	
4	410508	Frequency Meter	1	
5	426532	Door Lock	1	
6	0811578	Latch Plate	1	

PCL 001/002 Control Panel (Continued)

Item No.	Part Number	Description	Qty	Remarks
7	409507	Voltmeter, Dual Scaled	1	
8	410700	PF Transducer & Meter	1	K264
9	413080	Emergency Stop Push-switch	1	K796
10	82SC065	Speed Adjustment Potentiometer	1	A068
10	82SC066	Volt Trim Potentiometer (SX440)	1	K270
11	82SC067	Volt Trim Potentiometer (MX321)	1	K270
12	410550	KW Meter	1	K185
13	01930435	Oil Temperature Gauge	1	K486
14	01930466	Oil Pressure Gauge	1	
15	01930351	Engine Temperature Gauge	1	
15	03021641	Battery Voltmeter, 12V	1	
15	03021642	Battery Voltmeter, 24V	1	
16	410575	Hours Counter (50Hz)	1	
17	410607	Elapsed Time Meter, 220/240V (60Hz)	1	
18	408518	Amber Neon, 120V	2	
19	433148	Annunciator 510	2	
20	416566	Volts Selector Switch	1	
Ancillary/Attaching Parts				
-	011350	Earth Lead 4 mm ²	2	
-	0811412	Panel Wrapper	1	
-	0821225	Label	1	
-	098240	AC Harness Link Loom	1	
-	410586	Meter Bezel Gasket	5	
-	410686	Meter Gasket 144 mm ²	1	
-	410692	48 mm Gasket	1	
-	420008	Nylon Insulation Spacer	6	
-	427566	Sealing Strip	1	
-	427562	Meters Cover	1	
-	558603	4 mm ² Earth Lead, 6-6BST Terminals	1	
-	989413	Common PCB	1	
-	989414	Meters PCB	1	
-	989415	Gauges PCB	1	
-	989418	Annunciator PCB	1	
-	989419	Option PCB	1	
-	027074	Resilient Mounts AVM202	6	

PCL 001/002 Control Panel (Continued)


Item No.	Part Number	Description	Qty	Remarks
-	0300451501	Control Box Heater 120V	1	
-	0300451502	Control Box Heater 240V	1	
-	049161	M4 Cage Nut	2	
-	426534	Ratchet Screw	2	

Note: Refer to the Vendor Parts Catalogue for detailed spare parts information for this Control Panel.

Intentionally Left Blank

Note: Detector 12 information is currently under review by CPG Engineering and part numbers may change.

Detector 12 Control Panel – 433169 thru 433173
[Feature Code – H559]



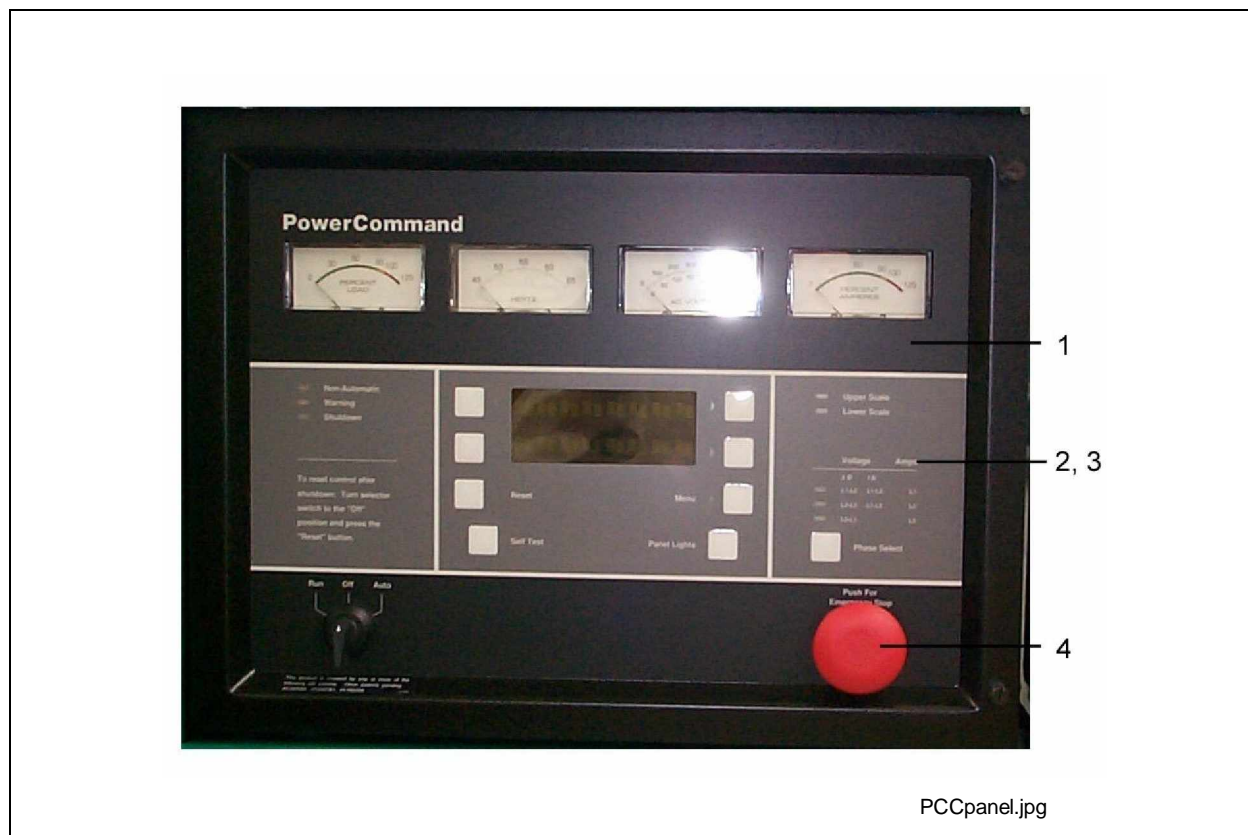
Item No.	Part Number	Description	Qty	Remarks
1	1930466	Oil Pressure Gauge	1	
2	3081011	Switch (WO/L)	1	
3	3220361	Panel Light	1	
4	3081010	Rocker Switch (W/L)	1	
5	322036001	Lamp Assembly, 12V	1	
5	322036002	Lamp Assembly, 24V	1	
6	1930351	Water Temperature Gauge	1	
7	3022002	Time Totalizing Meter	1	
8	413050	Emergency Stop Push-switch	1	K796, Not Shown
9	03003598	Frequency Adjust Potentiometer	1	A068
10	3021641	Voltmeter, 8-18V	1	
10	3021642	Voltmeter, 16-36V	1	
11	0320168801	Circuit Breaker-Mag (Field)	1	
12	03081052	Rotary Volt/Ammeter Switch	1	
13	3021968	Frequency Meter (<500V)	1	

Detector 12 Control Panel (Continued)

Item No.	Part Number	Description	Qty	Remarks
13	3021992	Frequency Meter (120V)	1	
14	3021975	Ammeter, Scale 0-25, 0-50	1	
14	3021473	Ammeter, Scale 0-50, 0-100	1	
14	3021147	Ammeter, Scale 0-75, 0-150	1	
14	3021683	Ammeter, Scale 0-100, 0-200	1	
14	3021684	Ammeter, Scale 0-150, 0-300	1	
14	3021685	Ammeter, Scale 0-200, 0-400	1	
14	3021724	Ammeter, Scale 0-250, 0-500	1	
14	3021725	Ammeter, Scale 0-375, 0-750	1	
14	3021726	Ammeter, Scale 0-400, 0-800	1	
15	3021148	Voltmeter	1	
15	3021753	Voltmeter	1	
16	03030261	Volts Adjust Potentiometer	1	82SC026
16	0303028501	Volts Adjust Potentiometer	1	82SC027
17	03220363	Lamp Assembly, Upper/Lower Scale	1	
Ancillary/Attaching Parts				
-	03370049	Bonding Strap	1	
-	3004296	PCB Assembly, Engine Monitor, 12V	1	
-	3004297	PCB Assembly, Engine Monitor, 24V	1	
-	334323	Gauge, PCB Assembly	1	
-	3383252	DC Harness (Vertical)	1	
-	3220017	Panel Lamp, 24V	1	
-	3220004	Pilot Lamp, 12V	1	
-	3283252	DC Harness (Vertical)	1	
-	301905501	Door WLDMT Control RH	1	
-	03383429	Harness, TB21	1	
-	03382278	AC Harness (Vertical)	1	
-	0301905401	Door WLDMT Control LH	1	
-	03193030	Box WLDMT Control	1	
-	03550189	Capacitor Assembly	1	
-	5170131	Plug, Hole	1	
-	0300451501	Control Box Heater 120V	1	89SC021
-	0300451502	Control Box Heater 240V	1	89SC022

Note: Refer to the Vendor Parts Catalogue for detailed spare parts information for this Control Panel.

PCC Control Panel – 03005127 (ISO Symbols)/03004305 (English Text)
 [Feature Code – H578 (Single)/H579 & H580 (Paralleling)]



Item No.	Part Number	Description	Qty	Remarks
1	0300512701	PCC Controller, 0-600V, Single, ISO Symbols	1	
1	0300512702	PCC Controller, 0-600V, Parallel, ISO Symbols	1	
1	0300430501	PCC Controller, 0-600V, Single, English Text	1	
1	0300430505	PCC Controller, 0-600V, Parallel, English Text	1	
2	0300431101	Door Assembly, 0-300,0-600V	1	Single
2	0300431102	Door Assembly, 0-750V	1	
2	0300431103	Door Assembly, 0-5250V	1	
2	0300431104	Door Assembly, 0-15kV	1	

PCC Control Panel (Continued)

Item No.	Part Number	Description	Qty	Remarks	
2	0300431105	Door Assembly, 0-300,0-600V	1	Paralleling	
2	0300431106	Door Assembly, 0-750V	1		
2	0300431107	Door Assembly, 0-5250V	1		
2	0300431108	Door Assembly, 0-15kV	1		
3	08950359	Door Gasket	1		
4	413050	Emergency Stop Push-switch	1	K796	
Ancillary/Attaching Parts					
-	03004079	Digital PCB	1	Single	
-	0300408001	Analog PCB	1		
-	03004481	Display PCB	1		
-	03004462	Customer Interface PCB	1		
-	03004083	Engine Interface PCB	1		
-	03004458	Network Interface Module PCB	1		89SC043
-	0300430601	Voltage Regulator PCB	1		
-	0300430701	Governor O.P. Module	1		
-	0300430801	PT/CT Module	1		
-	0300430901	Bus PT, 0-300V L-L, 120V	1		Paralleling
-	0300430902	Bus PT, 301-480V L-L, 240V	1		Paralleling
-	098290	Harness, Terminal Rail Assembly	1		Single
-	098294	Harness, Terminal Rail Assembly	1		Paralleling
-	0821164	Decal	1		Single
-	0821165	Decal	1		Paralleling
-	0300451501	Control Box Heater 120V	1	89SC031	
-	0300451502	Control Box Heater 240V	1	89SC012	

Note:

1. ISO Symbol controllers are for the Central Region and English Text controllers are for the Asia and America Regions.
2. Door Assemblies are not available with Paralleling Control Systems.
3. Options B184 and A367 are necessary with all PCC Control Systems.
4. Feature Code H580 is an upgradeable Paralleling option.
5. Refer to the Vendor Parts Catalogue for detailed spare parts information for this Control Panel.

Battery Charger –85SC010/025 (Lead Acid)/85SC012/027 (Ni-Cad)
 [Feature Code – KBC01/02 (Lead Acid)/KBC03/04 (Ni-Cad)]



Item No.	Part Number	Description	Qty	Remarks
1	402505	Battery Charger, 10A, 24V (Loose)	1	85SC010
1	402532	Battery Charger, 5A, 24V (Wall-mounted)	1	85SC025
1	402507	Battery Charger, 10A, 24V (Loose)	1	85SC012
1	402534	Cabinet Battery Charger, 5A, 24V	1	85SC027

Intentionally Left Blank

Recommended Spare Parts Holding

The table below is a generic list of the recommended spare part holdings for the KTA 38 Series genset. This information is supplied for your guidance only. The data can change when build specific serial numbers are known and without prior notification at the manufacturer's discretion.

It is strongly recommended that you order the parts that meet your requirements. To order your parts follow the procedure given in the Introduction and use the fax order form supplied on page 8 of this manual. If you require further information use the contact information given on the fax order form.

Item No.	Part Number	Description	Qty
1	410575	Hours Counter (Not PCC)	1
2	01930351	Water Temperature Gauge (410673, Not PCC)	1
3	01930466	Oil Pressure Gauge (410674, Not PCC)	1
4	415060	Relay 24v, 10A	2
5	415075	Relay 24v, 5A 2P	2
6	971004	Diode 10D6 or in 4006S	2
7	CC 2602M	DCA Test Kit	2
8	019456	Oil Temperature Sender (019120)	2
9	433146	PCL 001 Key Start Unit	1
10	433147	PCL 002 Remote Start Unit	1
11	433154	PCL 005 AMF Unit	1
12	409509	Voltmeter, 8-18V	1
13	409507	Voltmeter 72mm Dual Scaled	1
14	409550	Ammeter	1
16	410607	Elapsed Time Meter (Not PCC)	1
17	P00418	Voltmeter Selector Switch	1
18	03021642	Battery Condition Meter	1
19	410578	Lube Oil Temperature Gauge	1
20	413050	Emergency Stop Push-switch	1
21	415124	Earth Fault Unit	1
22	414051	Speed Trim Potentiometer	1
23	098255	Volts Trim Potentiometer Loom 1k	1
24	098239	Volts Trim Potentiometer Loom 5k	1
25	402029	Battery Charger 3 Amp	1
26	402505	Battery Charger 10 Amp Wall Mounted	1
27	4011014	3 Pole Circuit Breaker 630 Amp	1
28	4011013	4 Pole Circuit Breaker 400 Amp	1
29	019217	Low Coolant Protection Unit	1
30	019464	Low Coolant Probe (019333)	1

Item No.	Part Number	Description	Qty
31	019322	Float Switch, High/Low Fuel (019242)	1
32	019325	Float Switch, Low Fuel (019198)	1
33	019321	Float Switch, Fuel Transfer Control	1
34	099932	Audible Alarm 12V	1
35	RSK-6001	Rectifier Service Kit	1
36	433159	PCL Software Kit + Manual	1
37	E000-24030	AVR SX440	1
38	E000-24602	AVR SX460	1
39	E000-24210	AVR MX421	1
40	E000-23410	AVR MX341	1
41	E000-23212	AVR MX321	1
42	405593	Fuse 5 Amp (PCC Panel)	2
43	405590	Fuse 10 Amp (PCC Accessory Box)	3
44	FEC 540330	Fuse 20 Amp (Detector 12)	2
45	FEC 540328	Fuse 15 Amp (Detector 12)	1
46	405593	Fuse 5 Amp (Detector 12)	2
47	FEC 540330	Fuse 20 Amp (989413 Common PCB)	1
48	FEC 540328	Fuse 15 Amp (989413 Common PCB)	1
49	FEC 926784	Fuse 2 Amp (989413 Common PCB)	2
50	FEC 926784	Fuse 2 Amp (989414 Meter PCB)	4
51	405501	Fuse 2 Amp (DMC Panel)	9
52	405502	Fuse 6 Amp (DMC Panel)	13
53	405583	Fuse 500 MA (DMC Panel)	1
54	405588	Fuse 1 Amp (DMC Panel)	11
55	405589	Fuse 5 Amp (DMC Panel)	1
56	405526	Fuse 4 Amp (DMC Panel)	2
57	405593	Fuse 5 Amp (PCC)	2
58	405590	Fuse 10 Amp (PCC)	3
59	405501	Fuse 2 Amp (PCL005)	5
60	405526	Fuse 4 Amp (PCL005)	1

Recommended Spare Parts for Periodic Servicing

The tables that follow contain the recommended spare parts necessary to complete the 250, 500, 1000, 3000 and 6000 hour servicing cycles. The minor periodic services (250 and 500 hour and 1000 hour when applicable) must be carried out between the major periodic servicing intervals (1000, 3000 and 6000 hour cycles). To order your parts follow the procedure given in the Introduction and use the fax order form supplied on page 8 of this manual. If you require further information use the contact information given on the fax order form.

Cummins Power Generation recommends that only genuine Cummins parts are used and Cummins approved service engineers maintain your equipment at the recommended servicing intervals. These recommendations will enable you to comply fully with all the requirements of the 180-day Warranty and prevent the invalidation of any Warranty claim.

PCL Modules

Note: PCL Modules can be added to any order as and when necessary.

Part No	Description	Qty	Applicability
433146	PCL 001 Key Start Module	AR	
433147	PCL 002 Remote Start Module	AR	
433154	PCL 005 Mains Failure Module	AR	

250/500 Hour Service

Note: The quantities given are required for the 250-hour and the 500-hour service.

Part No	Description	Qty	Applicability
3629140	Gasket, Rocker Lever Cover	12	
CC 2602M	DCA Test Kit	1	
FF 202	Fuel Filter	2	
LF 670	Oil Filter	4	
LF 777	Oil Filter Bypass	2	
WF2076	Water Filter	4	
01930432	Water Temperature Sender	1	PCC
193044701	Water Temperature Sender	1	Not PCC
01930444	Oil Pressure Sender	1	PCC
01930448	Oil Pressure Sender	1	Not PCC
405593	Fuse 5 Amp	2	PCC Panel
405590	Fuse 10 Amp	3	PCC Accessory Box
FEC 540330	Fuse 20 Amp	2	Detector 12
FEC 540328	Fuse 15 Amp	1	Detector 12
405593	Fuse 5 Amp	2	Detector 12
FEC 540330	Fuse 20 Amp (989413)	1	Common PCB
FEC 540328	Fuse 15 Amp (989413)	1	Common PCB
FEC 926784	Fuse 2 Amp (989413)	2	Common PCB
FEC 926784	Fuse 2 Amp (989414)	4	Meter PCB
405501	Fuse 2 Amp	9	DMC Panel
405502	Fuse 6 Amp	13	DMC Panel
405583	Fuse 500 MA	1	DMC Panel
405588	Fuse 1 Amp	11	DMC Panel
405589	Fuse 5 Amp	1	DMC Panel
405526	Fuse 4 Amp	2	DMC Panel
405593	Fuse 5 Amp	2	PCC
405590	Fuse 10 Amp	3	PCC
405501	Fuse 2 Amp	5	PCL005
405526	Fuse 4 Amp	1	PCL005

1000 Hour Service

Part No	Description	Qty	Applicability
3629140	Gasket, Rocker Lever Cover	12	
3627961	Seal, Thermostat	4	
3076489	Thermostat	4	
3171732	Belt, Alternator	1	
3003343	Fan Belt	1	
AF25278	Air Filter	2	Standard
CC 2602M	DCA Test Kit	1	
FF 202	Fuel Filter	2	
LF 670	Oil Filter	4	
LF 777	Oil Filter Bypass	2	
WF2076	Water Filter	4	
RSK-6001	Rectifier Service Kit	1	Standard
01930432	Water Temperature Sender	1	PCC
193044701	Water Temperature Sender	1	Not PCC
01930444	Oil Pressure Sender	1	PCC
01930448	Oil Pressure Sender	1	Not PCC
3050692	Solenoid Starter 24V	1	
405593	Fuse 5 Amp	2	PCC Panel
405590	Fuse 10 Amp	3	PCC Accessory Box
FEC 540330	Fuse 20 Amp	2	Detector 12
FEC 540328	Fuse 15 Amp	1	Detector 12
405593	Fuse 5 Amp	2	Detector 12
FEC 540330	Fuse 20 Amp (989413)	1	Common PCB
FEC 540328	Fuse 15 Amp (989413)	1	Common PCB
FEC 926784	Fuse 2 Amp (989413)	2	Common PCB
FEC 926784	Fuse 2 Amp (989414)	4	Meter PCB
405501	Fuse 2 Amp	9	DMC Panel
405502	Fuse 6 Amp	13	DMC Panel
405583	Fuse 500 MA	1	DMC Panel
405588	Fuse 1 Amp	11	DMC Panel
405589	Fuse 5 Amp	1	DMC Panel
405526	Fuse 4 Amp	2	DMC Panel

Part No	Description	Qty	Applicability
405593	Fuse 5 Amp	2	PCC
405590	Fuse 10 Amp	3	PCC
405501	Fuse 2 Amp	5	PCL005
405526	Fuse 4 Amp	1	PCL005

3000 Hour Service

Part No	Description	Qty	Applicability
3629140	Gasket, Rocker Lever Cover	12	
0067946	Gasket, Oil Drain	2	
3055069	Oil Drain Plug	2	
3801719	Gasket Set, Engine	1	
3804298	Gasket Set, Upper Engine	1	
3053124	Injector	2	G1/G2
3076703	Injector	2	G3/G4/G5
3627961	Seal, Thermostat	4	
3076489	Thermostat	4	
3171732	Belt, Alternator	1	
3003343	Belt, Fan	1	
3803257	Repair Kit, Turbo	1	
3803283	Repair Kit, Water Pump	1	
AF25278	Air Filter	2	Standard
CC 2602M	DCA Test Kit	1	
FF 202	Fuel Filter	2	
LF 670	Oil Filter	4	
LF 777	Oil Filter Bypass	2	
WF2076	Water Filter	4	
E000-23212	AVR Standard MX321	1	Not PCC
RSK-6001	Rectifier Service Kit	1	Standard
01930432	Water Temperature Sender	1	PCC
193044701	Water Temperature Sender	1	Not PCC
01930444	Oil Pressure Sender	1	PCC
01930448	Oil Pressure Sender	1	Not PCC
410587	Water Temperature Gauge	1	Not PCC
410588	Oil Pressure Gauge	1	Not PCC
410575	Hours Counter	1	Not PCC
3050692	Solenoid Starter 24V	1	
405593	Fuse 5 Amp	2	PCC Panel
405590	Fuse 10 Amp	3	PCC Accessory Box
FEC 540330	Fuse 20 Amp	2	Detector 12
FEC 540328	Fuse 15 Amp	1	Detector 12
405593	Fuse 5 Amp	2	Detector 12

Part No	Description	Qty	Applicability
FEC 540330	Fuse 20 Amp (989413)	1	Common PCB
FEC 540328	Fuse 15 Amp (989413)	1	Common PCB
FEC 926784	Fuse 2 Amp (989413)	2	Common PCB
FEC 926784	Fuse 2 Amp (989414)	4	Meter PCB
405501	Fuse 2 Amp	9	DMC Panel
405502	Fuse 6 Amp	13	DMC Panel
405583	Fuse 500 MA	1	DMC Panel
405588	Fuse 1 Amp	11	DMC Panel
405589	Fuse 5 Amp	1	DMC Panel
405526	Fuse 4 Amp	2	DMC Panel
405593	Fuse 5 Amp	2	PCC
405590	Fuse 10 Amp	3	PCC
405501	Fuse 2 Amp	5	PCL005
405526	Fuse 4 Amp	1	PCL005

6000 Hour Service

Part No	Description	Qty	Applicability
3629140	Gasket, Rocker Lever Cover	12	
0067946	Gasket, Oil Drain	2	
3055069	Oil Drain Plug	2	
3801719	Gasket Set, Engine	1	
3804298	Gasket Set, Upper Engine	1	
3053124	Injector	2	G1/G2
3076703	Injector	2	G3/G4/G5
3017993	Valve, Fuel Pump Solenoid	1	
3062322	EFC Governor	1	Not PCC
3627961	Seal, Thermostat	4	
3076489	Thermostat	4	
3408326	Actuator	1	
3171732	Belt, Alternator	1	
3003343	Belt, Fan	1	
3803257	Repair Kit, Turbo	1	
3803283	Repair Kit, Water Pump	1	
AF25278	Air Filter	2	Standard
CC 2602M	DCA Test Kit	1	
FF 202	Fuel Filter	2	
LF 670	Oil Filter	4	
LF 777	Oil Filter Bypass	2	
WF2076	Water Filter	4	
E000-23212	AVR Standard MX321	1	Not PCC
RSK-6001	Rectifier Service Kit	1	Standard
01930432	Water Temperature Sender	1	PCC
193044701	Water Temperature Sender	1	Not PCC
01930444	Oil Pressure Sender	1	PCC
01930448	Oil Pressure Sender	1	Not PCC
410587	Water Temperature Gauge	1	Not PCC
410588	Oil Pressure Gauge	1	Not PCC
410575	Hours Counter	1	Not PCC
3050692	Solenoid Starter 24V	1	
405593	Fuse 5 Amp	2	PCC Panel
405590	Fuse 10 Amp	3	PCC Accessory Box

Part No	Description	Qty	Applicability
FEC 540330	Fuse 20 Amp	2	Detector 12
FEC 540328	Fuse 15 Amp	1	Detector 12
405593	Fuse 5 Amp	2	Detector 12
FEC 540330	Fuse 20 Amp (989413)	1	Common PCB
FEC 540328	Fuse 15 Amp (989413)	1	Common PCB
FEC 926784	Fuse 2 Amp (989413)	2	Common PCB
FEC 926784	Fuse 2 Amp (989414)	4	Meter PCB
405501	Fuse 2 Amp	9	DMC Panel
405502	Fuse 6 Amp	13	DMC Panel
405583	Fuse 500 MA	1	DMC Panel
405588	Fuse 1 Amp	11	DMC Panel
405589	Fuse 5 Amp	1	DMC Panel
405526	Fuse 4 Amp	2	DMC Panel
405593	Fuse 5 Amp	2	PCC
405590	Fuse 10 Amp	3	PCC
405501	Fuse 2 Amp	5	PCL005
405526	Fuse 4 Amp	1	PCL005