


# AC 400

Cummins  
Mecc Alte  
D+ &



ISO8528

GC ; ) &

SZUTEST

GC - \$\$\$

CE

2000/14/EC

& \$\$\$ # ( #

z) \$ z' z' D:

	"	kw	"	kw	Amp
400/230	400,00	320,00	360,00	288,00	519,00

fP GDE

GC ; ) &

) & z

fDF DE

%\$1

% %&

GC " \$ (\*

z& (

GC

## Standard Specifications

- Water cooled, Diesel engine
- Radiator with mechanical fan
- Protective grille for rotating and hot parts
- Electric starter and charge alternator
- Starting battery (with lead acid) including rack and cables
- Engine coolant heater
- Base frame design incorporates an integral fuel tank and anti-vibration isolators
- Flexible fuel connection hoses
- Single bearing, class H alternator
- Industrial exhaust silencer and steel bellows supplied separately (for open sets)
- Static battery charger
- Manual for application and installation
- Generators Sets' voltage and frequency regulation comply with ISO 8528-5
- Generators Sets' can take 100% load at one step according to NFPA110

## ALTERNATOR

## TRANSFER SWITCH

# AC 400

Cummins  
Mecc Alte  
D+' &''

Manufacturer		Cummins		
Model		NTA 855 G4		
		%\$\$' "# "		
		351,00 kw [470,00HP]		
	L	14,000		
	"	140 x 152		
		14,0:1		
	fl # ı	"# "	1500	
	fl ı	L	38,60	
		L	66,00	
AbsorbedAirDischargeReSourceKey.Text	' # "	26,00		
	' # "	453,00		
	' # "	73,50		
	° C	541,00		
		24 V d.c.		
	Load	%\$\$ı	'+)ı	)\$ı
	# "	76,00	57,00	39,00

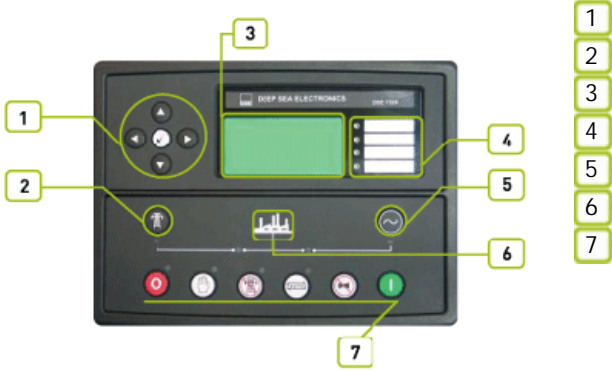
		Mecc Alte
		ECO 40-1S
	Hz	50
	"	400,00
7cg'		0,80
		3
	ıfl ı	400/230
	A	577,00

		ıfl ı		ıfl ı	
	"	"	"	"	L
AC 400	3130,00	3183,00	1550,00	2071,00	700,00
		ıfl ı		ıfl ı	
	"	"	"	"	L
MS 70	4200	4460	1606	2477	700

# AC 400

Cummins  
Mecc Alte  
D+' &'

## 1 D+' &'



## 2

"8G9ž +' &\$ž ) 5ž&&\$#(\$

## 3

## 4

## 5

'8G9+' &\$' &&\$' ž


"'8G9+' &\$' '8G9+' &\$'

% &1 \*(' žFG&' &žFG(,) ž



# AC 400

Cummins  
Mecc Alte  
D+ &



- 1 Steel structures.
- 2 Emergency stop push button.
- 3 Control panel is mounted on the baseframe . Located at the right side of the generator set.
- 4 Corrosion-resistant locks and hinges.
- 5 oil could be drained via valve and a hose
- 6 Exhaust system in the canopy.
- 7 special large access doors for easy maintenance
- 8 in front and back side special large access doors for easy maintenance
- 9 Base frame -fuel tank.
- 10 Lifting points similar to ISO container , located on each top corner of the canopy
- 11 the canopy provides easy access to radiator cap.
- 12 sound proofing materials
- 13 Plastic air intake pockets.

	"	1606
fl "L	"	4460
fl "L	"	2477
	L	700