


# AC 2250

Cummins  
Stamford  
D+ &



**ISO8528**

**SZUTEST**

**CE**

2000/14/EC

z) \$ z' z' z' D:

	kw	kw	Amp
400/230	2250,00	1800,00	2955,00

Standard Specifications

- Water cooled diesel engine
- Radiator with mechanical fan
- Protective grille for rotating and hot parts
- Electric starter and charge alternator
- Starting battery (with lead acid) including rack and cables
- Engine coolant heater
- Steel base frame and anti-vibration isolators
- Spare external fuel tank (open set)
- Flexible fuel connection hoses
- Single bearing, class H alternator
- Industrial exhaust silencer and steel bellows supplied separately
- Static battery charger
- Manual for application and installation
- Generators Sets' voltage and frequency regulation comply with ISO 8528-5
- Generators Sets' can take 100% load at one step according to NFPA110

ALTERNATOR

TRANSFER SWITCH

www.aksa.com.tr

# AC 2250

Cummins  
Stamford  
D+' &'

Manufacturer		Cummins		
Model		QSK 60 G4		
		% \$ \$' "# "		
		1915,00 kw [2567,00HP]		
	L	60,200		
	"	159 x 190		
		14,5:1		
	fl # ı	"# "	1500	
	fl ı	L	280,00	
		L	500,00	
AbsorbedAirDischargeReSourceKey.Text	' # "	144,30		
	' # "	2374,00		
fl ' # ı	' # "	336,60		
	° C	450,00		
		24 V d.c.		
	Load	% \$ \$ı	'+)ı	) \$ı
	# "			
		394,00	291,00	200,00


		Stamford		
		PI 734 F		
	Hz	50		
	"	2080,00		
7 cg'		0,80		
		3		
	ıfl ı	400/230		
Temperature		H		

		ıfl ı		ıfl ı	
	"	"	"	"	L
AC 2250	15500,00	5676,00	2280,00	2967,00	2000,00
		ıfl ı		ıfl ı	
	"	"	"	"	L
AK 99	21100,00	9000	2800	3478/4452	2200

# AC 2250

Cummins  
Stamford  
D+' &'

## 1 D+' &'



## 2

8G9ž +' &\$ž ) 5ž&&\$#( \$

## 3

## 4

## 5

8G9+' &\$ž &&\$' ž

fl

8G9+' &\$ž

8G9+' &\$ž

% &1 \*('

žFG&' &žFG(, ) ž

ž

# AC 2250

Cummins  
Stamford  
D+ &



f@#@BŁ  
f@#@@Ł

""  
"z" "z"

f@#@BŁ

971

#

#

#

#



f&%) +Ł

f&)(, Ł

f&% \$Ł

6G'9B '\*\$-) \$

6G'9B '\*\$\$\$!\*!&

6G'9B '\*\$\$\$!\*!(

#



ž

%, !&\*(

&(\$)

ž

ž

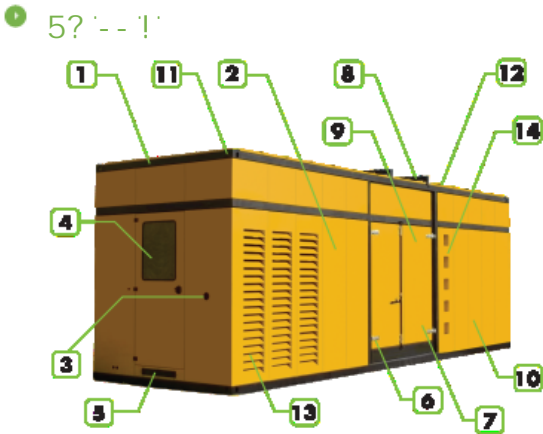
GA 8

!&+""

ž

# AC 2250

Cummins  
Stamford  
D+ & "



- 1 Steel structure made from steel sheet and steel profiles.
- 2 canopy and panels made from powder coated sheet steel.
- 3 Emergency stop push button.
- 4 Control panel is mounted on the baseframe . Located at the back of the generator set
- 5
- 6 Cables out locations are back of the canopy.
- 7 Corrosion-resistant locks and hinges.
- 8 oil could be drained via valve and a hose
- 9 Exhaust system on the canopy.
- 10 special large access doors for easy maintenance
- 11 the cap on the canopy provides easy access to radiator cap.
- 12 Lifting points similar to ISO container , located on each top corner of the canopy.
- 13
- 14 sound proofing materials

	"	2800
fl "L	"	9000
fl "L	"	3478/4452
	L	2200